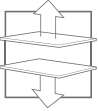


BDI PERFORMANCE FEATURES



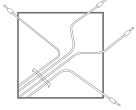
ARENA TV MOUNT COMPATIBLE

BDI by Optimum's Arena Flat Panel TV Mount is an innovative alternative to wall mounting. Engineered in two models, one attaches directly to many of BDI by Optimum's cabinets, while the other serves as a freestanding mount for other applicable home theatre cabinets.



ADJUSTABLE SHELVES

Because components come in many shapes and sizes, BDI by Optimum's home theatre furniture features shelves that can be adjusted to accommodate a wide range of systems.



CABLE MANAGEMENT

BDI by Optimum home theatre furniture is engineered to keep the usual tangle of cables and connections neatly under control. Cabinets feature removable back panels for easy access to the rear of components.



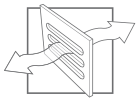
CONCEALED SPEAKER COMPARTMENT

Units with this icon include a concealed compartment designed for use with a centre channel speaker. The compartment may be a drawer or a shelf that includes a speaker-fabric panel front, allowing the speaker's sound to come through.



CORNER FRIENDLY

The best place for a TV is sometimes the corner of the room, but common rectilinear TV stands may be too wide to effectively use the space.



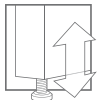
FLOW-THROUGH VENTILATION

In order to perform at peak levels, components not only need to look cool, they have to stay cool. BDI by Optimum cabinets facilitate airflow through generous ventilation slots integrated into the bottom panel, wood shelves and removable back panels.



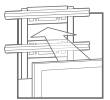
HIDDEN CASTORS

Concealed castors are built into the leg assemblies of home theatre furniture that feature this icon. This means - even if fully loaded - the piece can be moved away from the wall by one person for easy access to cables and connections.



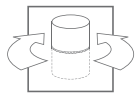
INTEGRATED LEVELERS

Floors can be quite uneven and your home theatre needs to be level for optimum performance. BDI by Optimum designs with this icon include easily adjustable levelers to compensate for minor leveling issues in flooring or to correct minor panel-alignment issues.



INTEGRATED MOUNTING BRACKET

Furniture that features this icon includes a mounting bracket that allows the user to mount a broad range of flat panel TVs directly. Cables are kept out of sight, neatly routed through the sturdy steel support column.



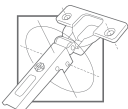
INTEGRATED SWIVEL

Need a little more versatility? Units with this icon feature an integrated swivel mechanism. With just the touch of a hand you can rotate the design to get a better view from almost anywhere in the room.



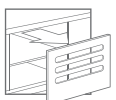
IR-FRIENDLY GLASS

All of BDI by Optimum's furniture is designed with ease of use in mind. Grey tinted glass doors and windows keep components out of sight yet are compatible with the Infrared signals used by many remote controls.



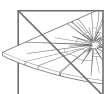
PRECISION HARDWARE

BDI by Optimum's furniture features only the finest quality materials and finishes. Sturdy construction and steel or interlocking-panel supports provide a strong foundation for your home theatre.



REMOVABLE BACK PANEL

BDI by Optimum home theatre cabinets are innovatively engineered with removable or sliding back panels. BDI by Optimum builds our cabinets in a unique way so that the backs can be removed effortlessly for easy access to components and connections..



TOUGHENED SAFETY GLASS

Practically all of the glass used by BDI by Optimum is toughened safety glass. This glass is virtually shatterproof and four to five times stronger than standard glass.